


Multi-Pleat XL8™

MERV 8 Extended Surface Pleated Panel Filters with mechanical Media



Features

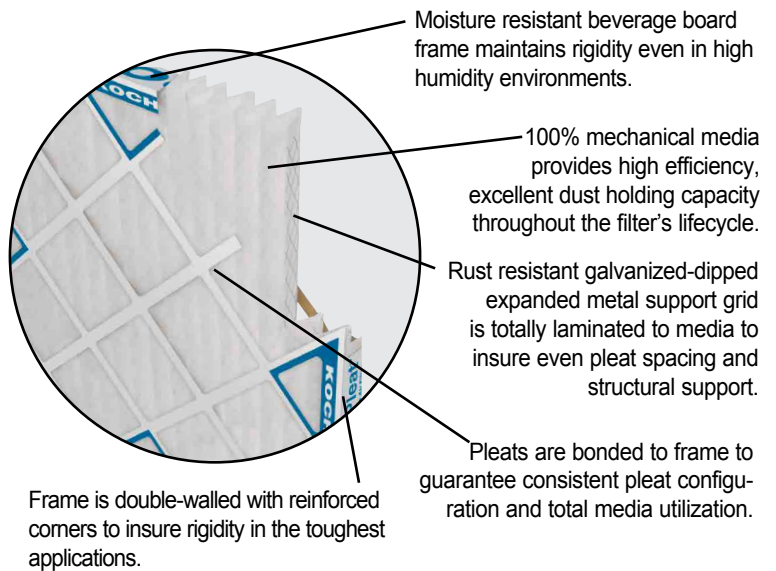
- **MERV 8 and MERV 8A rating**
- **Low resistance to airflow**
- **High Dust Holding Capacity**
- **Sturdy double-wall frame design**
- **Moisture resistant beverage board frame**
- **Standard and High Capacity**
- **Available in 1", 2", 4" and 6" depths**

The Koch **Multi-Pleat XL8** is a medium efficiency extended surface pleated panel filter, engineered to provide higher initial efficiencies and overall superior performance than standard pleated filters.

The **Multi-Pleat XL8** carries a MERV 8 and MERV-A 8 performance rating in accordance with ASHRAE Test Standard 52.2-2007.

The MERV 8 and MERV-A 8 performance rating provided by the **Multi-Pleat XL8** make the filter an excellent upgrade from disposable filters and standard MERV 6 and 7 rated pleated filters. The **Multi-Pleat XL8** is the best selection in applications such as hospitals, laboratories, pharmaceutical plants, commercial office buildings, and in any system in which a higher degree of indoor air quality is required.

Multi-Pleat Construction




Standard Capacity

Standard Capacity **XL8-SC** filters provide a combination of efficiency, economy, and excellent overall performance. Standard Capacity XL8 filters are an excellent choice in applications where filter change schedules are based on preventive maintenance schedules.

High Capacity

High Capacity **XL8-HC** filters are similar in construction to the Standard Capacity but have the added advantage of approximately 30% more media. The additional media results in extended filter life, making the XL8-HC the ideal filter for use in filtration systems where filter change schedules are predicated on recommended final pressure drop readings.



Multi-Pleat™ XL8 Product Information

Size (Nominal)	Size (Actual in inches)	Capacity FPM	Capacity			Standard Capacity XL8-SC					High Capacity XL8-HC				
			Low 300	Med 500	High 625	Resistance			Media Area (Sq. Ft.)	Resistance			Media Area (Sq. Ft.)		
						Low 300	Med 500	High 625	Final 1.0"		Low 300	Med 500	High 625	Final 1.0"	
10x20x1	9-1/2 x 19-1/2 x 3/4	CFM	425	700	NR	0.26	0.51	NR	1.0"	2.3	0.21	0.41	NR	1.0"	2.9
12x20x1	11-1/2 x 19-1/2 x 3/4		500	840	NR	0.26	0.51	NR	1.0"	2.8	0.21	0.41	NR	1.0"	3.5
12x24x1	11-3/8 x 23-3/8 x 3/4		600	1000	NR	0.26	0.51	NR	1.0"	3.3	0.21	0.41	NR	1.0"	4.2
14x20x1	13-1/2 x 19-1/2 x 3/4		590	980	NR	0.26	0.51	NR	1.0"	3.3	0.21	0.41	NR	1.0"	4.1
14x25x1	13-1/2 x 24-1/2 x 3/4		730	1215	NR	0.26	0.51	NR	1.0"	4.1	0.21	0.41	NR	1.0"	5.1
15x20x1	14-1/2 x 19-1/2 x 3/4		625	1050	NR	0.26	0.51	NR	1.0"	3.5	0.21	0.41	NR	1.0"	4.4
16x20x1	15-1/2 x 19-1/2 x 3/4		670	1115	NR	0.26	0.51	NR	1.0"	3.8	0.21	0.41	NR	1.0"	4.7
16x25x1	15-1/2 x 24-1/2 x 3/4		840	1400	NR	0.26	0.51	NR	1.0"	4.7	0.21	0.41	NR	1.0"	5.9
18x24x1	17-3/8 x 23-3/8 x 3/4		900	1500	NR	0.26	0.51	NR	1.0"	5.1	0.21	0.41	NR	1.0"	6.3
18x25x1	17-1/2 x 24-1/2 x 3/4		940	1570	NR	0.26	0.51	NR	1.0"	5.3	0.21	0.41	NR	1.0"	6.6
20x20x1	19-1/2 x 19-1/2 x 3/4		840	1400	NR	0.26	0.51	NR	1.0"	4.8	0.21	0.41	NR	1.0"	5.9
20x25x1	19-1/2 x 24-1/2 x 3/4		1050	1740	NR	0.26	0.51	NR	1.0"	6	0.21	0.41	NR	1.0"	7.4
24x24x1	23-3/8 x 23-3/8 x 3/4		1200	2000	NR	0.26	0.51	NR	1.0"	6.8	0.21	0.41	NR	1.0"	8.5
25x25x1	24-1/2 x 24-1/2 x 3/4		1310	2170	NR	0.26	0.51	NR	1.0"	7.4	0.21	0.41	NR	1.0"	9.3
10x20x2	9-1/2 x 19-1/2 x 1-3/4	CFM	425	700	875	0.14	0.25	0.34	1.0"	4	0.09	0.18	0.25	1.0"	6
12x20x2	11-1/2 x 19-1/2 x 1-3/4		500	840	1050	0.14	0.25	0.34	1.0"	4.8	0.09	0.18	0.25	1.0"	7.2
12x24x2	11-3/8 x 23-3/8 x 1-3/4		600	1000	1250	0.14	0.25	0.34	1.0"	5.7	0.09	0.18	0.25	1.0"	8.6
14x20x2	13-1/2 x 19-1/2 x 1-3/4		590	980	1215	0.14	0.25	0.34	1.0"	5.6	0.09	0.18	0.25	1.0"	8.4
14x25x2	13-1/2 x 24-1/2 x 1-3/4		730	1215	1520	0.14	0.25	0.34	1.0"	7.1	0.09	0.18	0.25	1.0"	10.6
15x20x2	14-1/2 x 19-1/2 x 1-3/4		625	1050	1310	0.14	0.25	0.34	1.0"	6.1	0.09	0.18	0.25	1.0"	9.1
16x20x2	15-1/2 x 19-1/2 x 1-3/4		670	1115	1400	0.14	0.25	0.34	1.0"	6.7	0.09	0.18	0.25	1.0"	9.9
16x24x2	15-1/2 x 23-1/2 x 1-3/4		800	1350	1675	0.14	0.25	0.34	1.0"	7.8	0.09	0.18	0.25	1.0"	11.6
16x25x2	15-1/2 x 24-1/2 x 1-3/4		840	1400	1740	0.14	0.25	0.34	1.0"	8.1	0.09	0.18	0.25	1.0"	12.1
18x20x2	17-1/2 x 19-1/2 x 1-3/4		750	1250	1570	0.14	0.25	0.34	1.0"	7.3	0.09	0.18	0.25	1.0"	10.9
18x24x2	17-1/2 x 23-1/2 x 1-3/4		900	1500	1875	0.14	0.25	0.34	1.0"	8.8	0.09	0.18	0.25	1.0"	13.1
18x25x2	17-1/2 x 24-1/2 x 1-3/4		950	1570	1960	0.14	0.25	0.34	1.0"	9.1	0.09	0.18	0.25	1.0"	13.7
20x20x2	19-1/2 x 19-1/2 x 1-3/4		840	1400	1740	0.14	0.25	0.34	1.0"	8.3	0.09	0.18	0.25	1.0"	12.4
20x24x2	19-1/2 x 23-1/2 x 1-3/4		1000	1675	2100	0.14	0.25	0.34	1.0"	9.8	0.09	0.18	0.25	1.0"	14.6
20x25x2	19-1/2 x 24-1/2 x 1-3/4		1050	1740	2170	0.14	0.25	0.34	1.0"	10.5	0.09	0.18	0.25	1.0"	15.5
24x24x2	23-3/8 x 23-3/8 x 1-3/4		1200	2000	2500	0.14	0.25	0.34	1.0"	11.8	0.09	0.18	0.25	1.0"	17.9
25x25x2	24-1/2 x 24-1/2 x 1-3/4		1310	2170	2720	0.14	0.25	0.34	1.0"	12.8	0.09	0.18	0.25	1.0"	19.1
12x24x4	11-3/8 x 23-3/8 x 3-3/4	CFM	600	1000	1250	0.09	0.18	0.25	1.0"	10.6	0.08	0.16	0.23	1.0"	12.9
16x20x4	15-1/2 x 19-1/2 x 3-3/4		670	1115	1400	0.09	0.18	0.25	1.0"	12	0.08	0.16	0.23	1.0"	14.7
16x24x4	15-3/8 x 23-3/8 x 3-3/4		800	1350	1675	0.09	0.18	0.25	1.0"	14.3	0.08	0.16	0.23	1.0"	17.5
16x25x4	15-1/2 x 24-1/2 x 3-3/4		840	1400	1750	0.09	0.18	0.25	1.0"	15	0.08	0.16	0.23	1.0"	18.4
18x24x4	17-1/2 x 23-3/8 x 3-3/4		900	1500	1875	0.09	0.18	0.25	1.0"	16.3	0.08	0.16	0.23	1.0"	19.9
20x20x4	19-1/2 x 19-1/2 x 3-3/4		840	1400	1740	0.09	0.18	0.25	1.0"	15.1	0.08	0.16	0.23	1.0"	18.4
20x24x4	19-1/2 x 23-3/8 x 3-3/4		1000	1675	2100	0.09	0.18	0.25	1.0"	18.1	0.08	0.16	0.23	1.0"	22.2
20x25x4	19-1/2 x 24-1/2 x 3-3/4		1050	1740	2170	0.09	0.18	0.25	1.0"	19.5	0.08	0.16	0.23	1.0"	23.6
24x24x4	23-3/8 x 23-3/8 x 3-3/4		1200	2000	2500	0.09	0.18	0.25	1.0"	22.5	0.08	0.16	0.23	1.0"	27.5
24x24x6	23-3/8 x 23-3/8 x 5-3/4	CFM	1200	2000	2500	0.13	0.19	0.29	1.0"	33.3	0.11	0.17	0.28	1.0"	40.7



Regional Sales Offices/Distribution Centers

Atlanta, GA • Detroit, MI • East Greenville, PA* • Houston, TX* • Indianapolis, IN
 Kansas City, MO • Louisville, KY* • Madbury, NH • Miami, FL • Nashville, TN
 Mira Loma, CA* • Tacoma, WA

*Denotes manufacturing site.



KOCH FILTER[®]

8401 Air Commerce Drive, Louisville, KY 40219
 Phone: 502.634.4796 | Fax: 502.637.2280
info@kochfilter.com | www.kochfilter.com